

Contests & Reading Challenges

Host creative contests and reading challenges that are fun, build traffic and involve the school community.

Student Contests

NEW! DVD Quiz – Quiz kids about books & authors on Highlights DVD (Author Video).

Decorating Contest – Promote Fair with posters & props created by students. Participating students receive a ballot.

Guess the Number – Fill jar with theme-related items. Closest guess wins.

I Wish I Could Win – Students write down title of book they want to win & deposit at Fair. Announce winners daily.

Themed Trivia Contest – Read trivia questions daily during PA announcements. Students deposit answers at Fair.

Golden Ticket – Hide gold tickets or themed symbols (i.e. gold star for space theme) throughout school or under chairs. Students win prize when they find ticket.

Teacher Contests

NEW! Mystery Reader – Teachers read book reviews daily during PA announcements using wacky voice. Students guess the reader.

Classroom Door Décor – Students decorate classroom doors with themed artwork & clever phrases to promote Fair.

Guess Who's Been Reading? – Display photos of teachers with faces partially hidden by books. Challenge students to identify each reader.

Adorable Reader – On display board, put each teacher's baby photo & favourite book. Students match photo to teacher.

Reading Challenges

NEW! Students' Pick – Students vote for favourite book at Fair. List of top 5 books is then displayed & at end of Fair, books are added to library using Fair commission.

Random Act of Reading – Catch kids reading & reward with ballot or gift certificate.

Reading Record – During Fair, classes keep track of their reading minutes & post results. Top classes win prizes such as pizza party or cookies.

Book Buzz – After students read a book, write their name & title on paper bug and tape to classroom door. Class with most bugs wins a prize.



Joyceville Public School, ON



Joyceville Public School, ON




Morton Way School, ON



Winona Public School, ON

Use your \$60 Promotional Allowance to give books as prizes.






St. Joseph School, ON



Cedarland Public School, ON



Morton Way School, ON



Cedarland Public School, ON

Decorating

An attention-grabbing Book Fair excites and keeps shoppers there longer. Create a themed Fair by involving students in decorating & preparing for the event. List dates, times, locations and planned activities where needed.

Involving Students

- Create large signs inviting parents to Fair and display in drop-off areas. Include Family Event date/time.
- Design sandwich boards with bold messages on both sides. Have students wear boards as they walk through hallways, cafeteria & drop-off areas.
- Place table tents on cafeteria tables, office counter & in teacher lounges.
- Create themed displays & props for teacher lounges & display case.
- Recruit artistic students to stencil or paint messages on t-shirts. Wear them before & during Fair.
- Create colourful themed hats or masks and hold "Theme Day".
- Ask students to create themed decorations and place throughout school and at Fair. Refer to Promotion Guide for ideas at www.scholastic.ca/bookfairs

Involving Classrooms

- Ask art classes to make posters promoting Fair & place throughout school.
- Have students write letters to parents about upcoming Fair. Both English and French classes can use as class project.
- Assign classes to decorate bulletin boards, display cases, classroom doors, windows & hallways and Fair entrance.

Posters on Display

Display one of each poster (located in Poster box) near your Cashier Table. Keep these sample posters afterwards to:

- Thank student volunteers.
- Decorate library & classrooms.
- Award as prizes.



Morton Way School, ON



Book Talks

A short book talk is a very powerful way to connect kids to books. The more kids hear about books, the more they'll want to read.

Booktalk! [In-a-Box] **Booktalk!**

Ask your Book Fair Consultant, 4-5 weeks before your Fair, to send a Booktalk! [In-a-Box]. A selection of books with reviews will be provided.

- Recruit volunteers to give book talks in classrooms or during library time.
- Have older students present to younger grades or to reading buddies.
- Perform book talks daily during announcements.
- Remind students they can purchase these books at your Fair.
- Showcase books & reviews in display case or in staff lounge to create excitement.
- Sell books & return any remaining copies with Fair.

TIP!

Review Top 10 Tips for Great Book Talks* online.

Host a Teacher Sneak Peek

Give all your teachers an exclusive preview of your Book Fair. Invite them to a **Teacher Sneak Peek** and let them create a wish list of books they'd like to add to their classroom libraries.

Prepare for Your Event

- Review Wish List envelope located in your Planning Kit box.
- Display **Teacher Sneak Peek Poster** in staffroom.
- Complete **Teacher Preview Invitation**, make copies & distribute to teachers one week before event.
- Have Principal ask teachers to attend preview.
- Create **Classroom Wish List display**.
- Make copies of **Book Donation Cards**.
- Arrange for refreshments & snacks and play music.
- Boost attendance by having raffles.

Host Your Event

- Point out books on Highlights flyer & DVD (Author Video).
- Explain **Classroom Wish List program** & hand out **Book Donation Cards**.
- Ask teachers to complete **Book Donation Cards**.
- Insert completed **Book & Cash Donation Cards** into **Card Pockets**.

TIP!


If a teacher can't complete their Book Donation Cards, use books selected by another same grade teacher.

CLASSROOM WISH LIST
Book Donation Card
Building Classroom Libraries

The Very Cranky Bear
Book Title \$ 7.00
Miss Allen
Teacher 202
Grade 1
Casselman Family

Author: Locate book and take to teacher for payment. For our convenience, attach to inside cover of book and give to teacher to distribute to teacher.

SCHOLASTIC
Read Every Day. Live a Better Life.



*Available at www.scholastic.ca/bookfairs



Winona Public School, ON



"Giving" Tree



Dieppe School, MB

TIP!

Add photos of teachers on their Card Pockets. Parents will find this helpful during Meet the Teacher.

Classroom Wish List

The Classroom Wish List is the best way to make sure your students are constantly exposed to the excitement of new books in their classroom. Plus, it's an easy way for families to get involved in encouraging their child to read more.

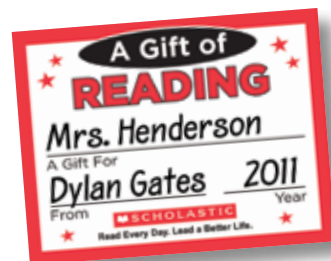
Refer to the Classroom Wish List envelope located in your Planning Kit box for complete details.

Your Role Before & During the Fair

- Create Classroom Wish List display (instructions on kit envelope).
- Host Teacher Sneak Peek (see pg. 13).
- Inform parents about Wish List program in letter home, newsletters & on school website.
- Position Wish List display at front entrance of Fair or in prominent location.
- Locate Bookplates & Classroom Wish List table sign at Cashier Table.
- Cashier validates Cash Donation Card at time of purchase.
- Distribute Cash Donation Cards daily. Teachers *must* redeem during current Fair (destroy cards once redeemed).
- Collect & distribute donated books to teachers.
- Return unused Cash Donation Cards with Fair.

Parent's Role During Fair

- Find their child's teacher's name on display board.
- Select Book Donation Card & locate requested book.
- Purchase book, complete Bookplate and place on inside front cover of book.
- Cash Donation Cards can also be purchased, filled out & attached to completed Bookplates. Cashier validates Cash Donation Card at time of purchase.



Try These Ideas!

- ★ **NEW!** During student previews, ask kids to select books they'd like to have in their classroom. Have teacher complete Book Donation Cards.
- ★ **NEW!** Ask graduating students to purchase books & donate to library. Put child's name on Bookplate to create a lasting legacy.
- ★ **NEW!** Ask parents to purchase books for classroom in lieu of teacher, holiday or graduation gifts.
- ★ **NEW!** Have students gift wrap donated books for holiday gifts.
- ★ **NEW!** Write student's name & title of book donated on leaf & attach to "giving" tree.
- ★ Collect & decorate gift bags & use to collect donated books.



Involving Your Teachers & Principal

Students and families notice when teachers and Principals actively participate in your Book Fair. They're more likely to attend Family Events and become involved in helping their kids select books.

Ideas That Work

- Inform teachers of Fair dates & ask for their support.
- Provide teachers with student activities from Promotion Guide*.
- Invite supply teachers to Fair.
- Schedule student previews & post Classroom Schedule* (pg. 16) in teacher lounge.
- Have teachers dress in themed attire.
- Ask teachers to attend Family Event to suggest books to parents.
- Send letter home from Principal inviting students & their families to Fair.
- Show Highlights DVD (Author Video) to teachers.
- Ask teachers to recommend books using "Teacher Pick" sticky notes.

Principal & Teacher Challenges

Challenges should be fun! The crazier the idea the better, so be sure to enlist a willing Principal or teacher. Once your students read a certain number of books, pages or minutes or you reach your Book Fair goals, your participant simply follows through with a wacky stunt or you award a student privilege.


Challenges

- Deliver Book Fair cheer dressed as cheerleader.
- Catch water balloons or be squirted with silly string.
- Compete in race wearing crazy costume, holding a prop or riding a tricycle.
- Be covered with buckets of slime.
- Lip sync or sing Karaoke to songs kids vote for.
- Kiss animal or class pet.
- Become human hot dog or sundae.

Student Privileges

- Extra recess time.
- No homework or hat day.
- Popcorn feast.
- P.J. pants day.
- Rock music played during lunchtime.

Students "dressed" their Principal when they reached their Book Fair goal!



Mulgrave School, BC



Byron Northview Public School, ON



Coledale Public School, ON



William S. Patterson School, MB



*Available at www.scholastic.ca/bookfairs

